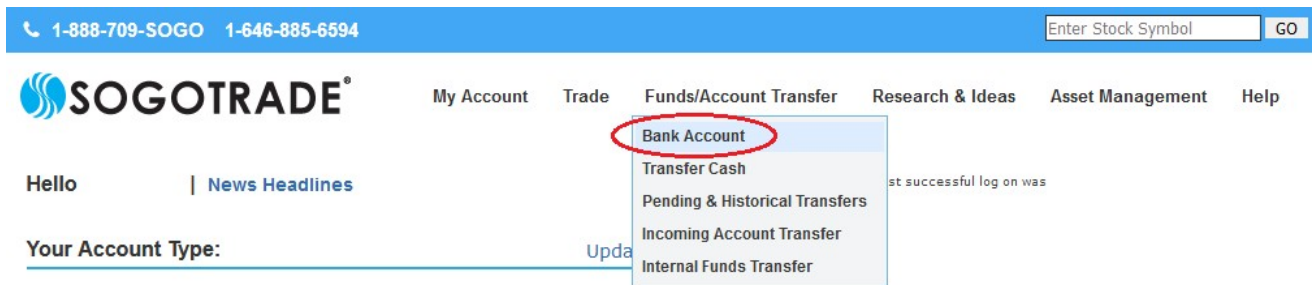
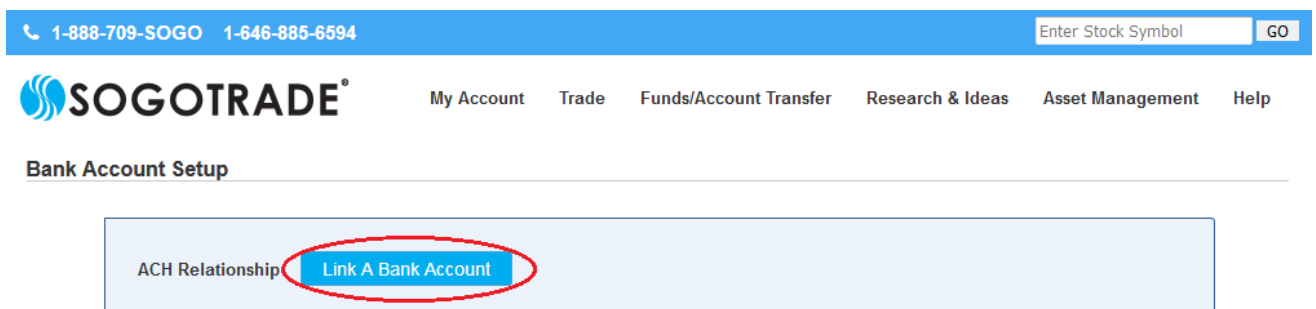


Setting Up A New Bank Account for ACH

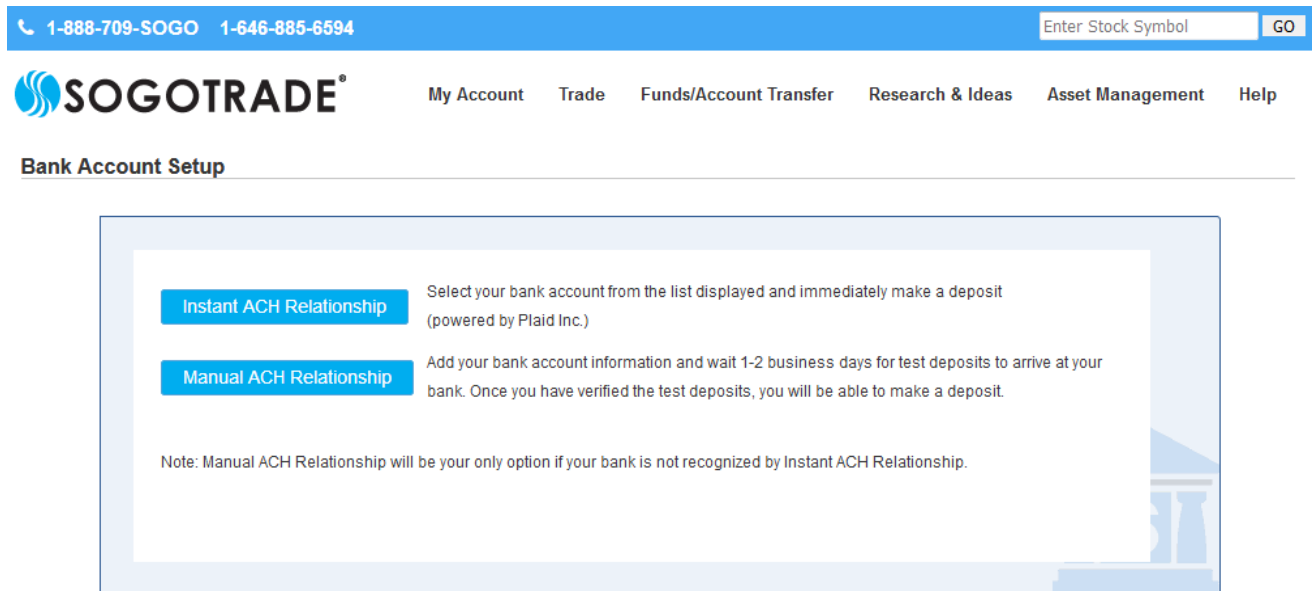
1. Select “Funds/Account Transfer” > “Bank Account”



2. Click “Link A Bank Account”



3. Select the way you want to link up your bank account.



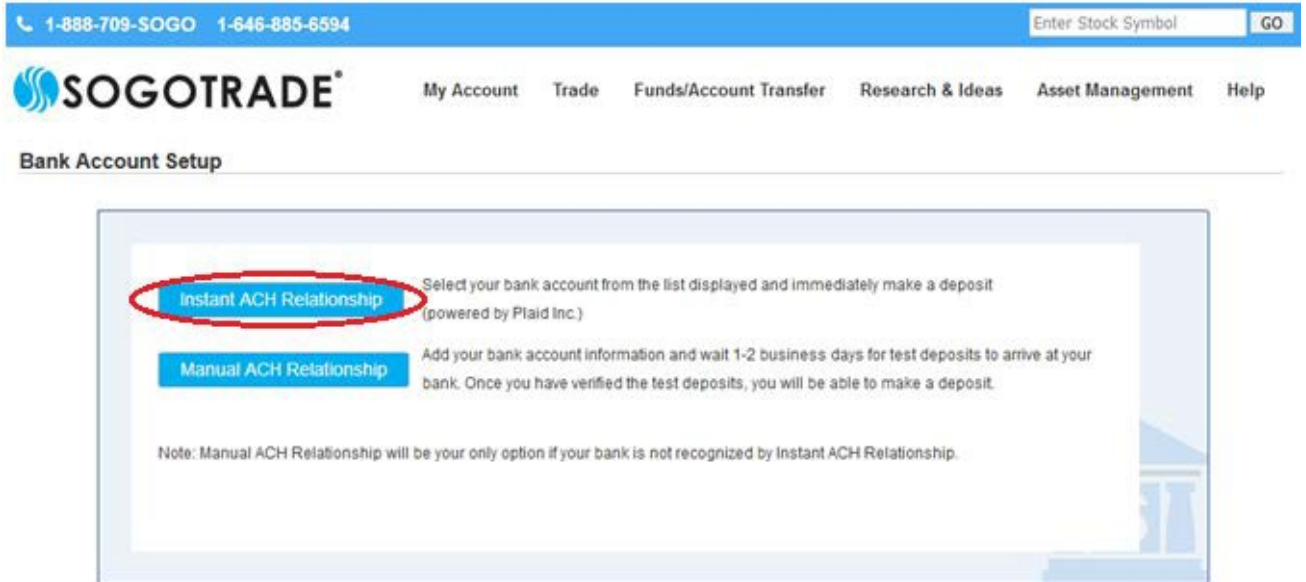
****SogoTrade accept full ACH function U.S. local bank checking account only****

Click here and jump to: [Instant ACH Relationship](#)

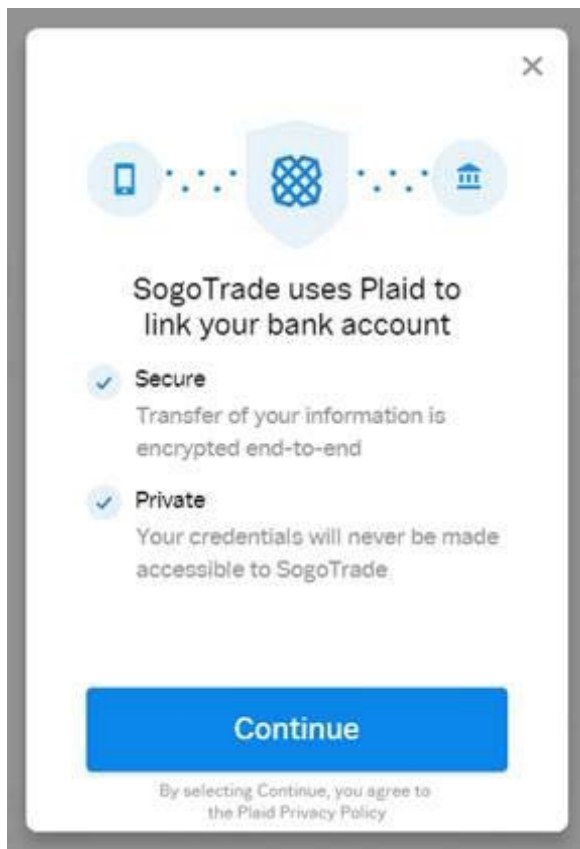
Click here and jump to: [Manual ACH Relationship](#)

Instant ACH Relationship


1. Select “Instant ACH Relationship”.



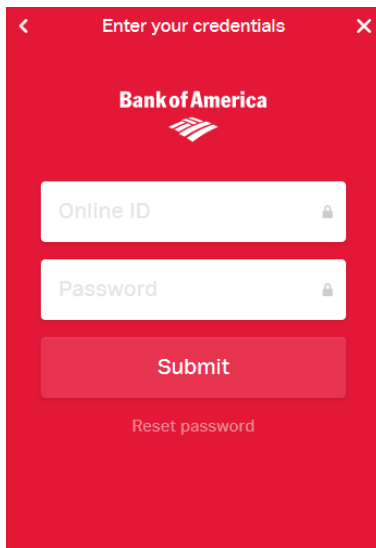
2. Click “Continue”.



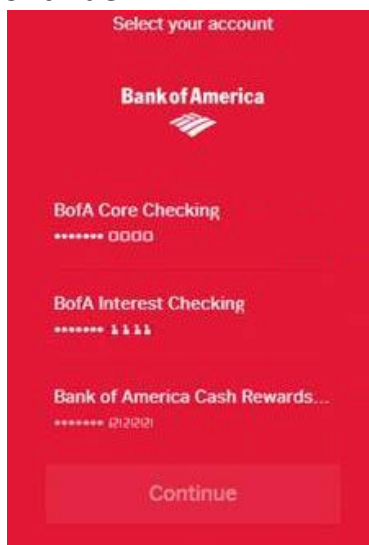
3. Search and select your bank




4. Enter the login credentials that you use for logging into your bank account and click "Submit".



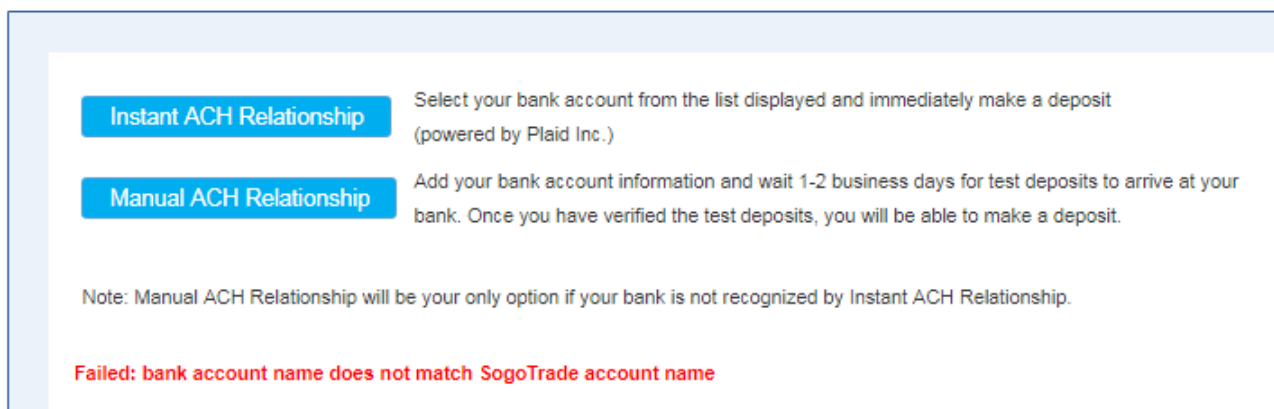
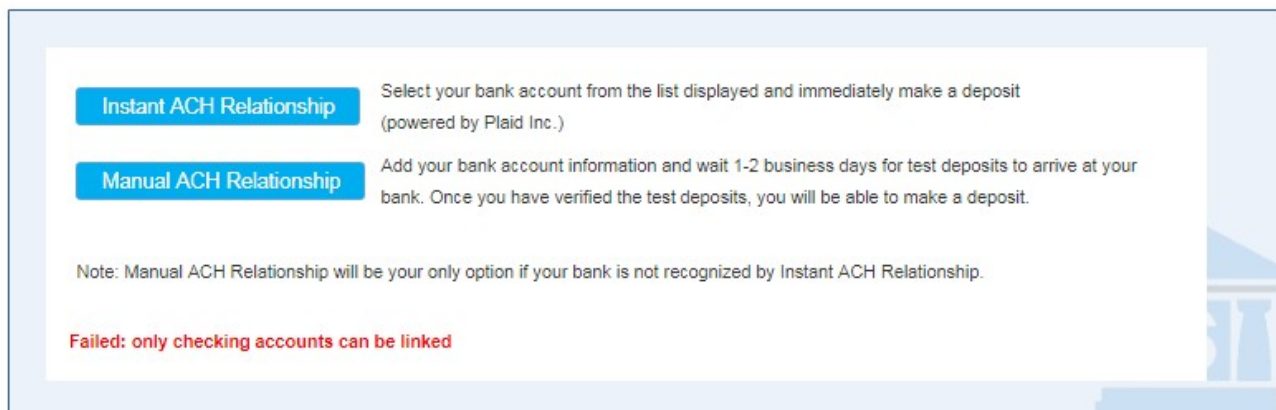
5. Select the account that you want to link up to your SogoTrade account then click "Continue".



6. Once succeed, click “Continue”.



7. If fail, error message will display. Please either try again or use another method.



Manual ACH Relationship

1. Select "Manual ACH Relationship".

1-888-709-SOGO 1-646-885-6594

SOGOTRADE My Account Trade Funds/Account Transfer Research & Ideas Asset Management Help

Bank Account Setup

Select your bank account from the list displayed and immediately make a deposit (powered by Plaid Inc.)

Add your bank account information and wait 1-2 business days for test deposits to arrive at your bank. Once you have verified the test deposits, you will be able to make a deposit.

Note: Manual ACH Relationship will be your only option if your bank is not recognized by Instant ACH Relationship.

2. Fill out all fields, "Agree" to the Terms and Conditions and click "Submit".

Please provide your bank account information

Important: Please make sure that your bank account name matches your SogoTrade account name. For account security reasons, SogoTrade does not accept 3rd party transfer.

Bank Name Bank Account Owner's Name

Bank Account Number * Re-type Bank Account Number

*Use only U.S. domestic bank checking accounts for ACH setup

9 Digit Routing Number

Refer to the check diagram below for your account and routing (ABA) numbers

ACCEPT the Terms and Conditions. Please begin the electronic approval process by making two small deposits to my personal bank account.

3. Once submitted, you will see the below message:

1-888-709-SOGO 1-646-885-6594

SOGOTRADE My Account Trade Funds/Account Transfer Research & Ideas Asset Management Help

Bank Account Setup


Your ACH relationship request has been successfully submitted. Your bank account will be credited with two small deposits within the next 2-3 business days. Once received, please return to this site to verify the amounts of the two deposits you received.

Please Note:

You have 10 days from today to confirm requested ACH relationships. ACH relationships in a pending status for more than 10 days will be automatically declined.

Deposits will be debited from your bank account once confirmed.

[Back to Account Overview Page](#)



4. Once you received the two micro deposits in about 1-3 business days, please return to “Funds/Account Transfer” > “Bank Account” page.

1-888-709-SOGO 1-646-885-6594

SOGOTRADE My Account Trade **Funds/Account Transfer** Research & Ideas Asset Management Help

Hello | [News Headlines](#)

Your Account Type: [Update](#)

- Bank Account**
- Transfer Cash
- Pending & Historical Transfers
- Incoming Account Transfer
- Internal Funds Transfer

5. Click “Verify Deposits”.

1-888-709-SOGO 1-646-885-6594

SOGOTRADE My Account Trade Funds/Account Transfer Research & Ideas Asset Management Help

Bank Account Setup

ACH Relationship

Action	Routing Number	Account Number	Bank Name	Status	Date Setup	Cancel Reason	Cancel Date
Cancel Verify Deposits	1000032	*****8765	Bank of America	Pending	10/24/2018		

6. Enter the two amounts you received and click “Confirm”.

Important:

Only 3 attempts to verify will be permitted. Failure to correctly confirm the dollar amounts will result in the relationship being declined.

You have 10 days from the setup date to confirm requested ACH relationships. ACH relationships in a pending status for more than 10 days will be automatically declined.

The screenshot shows the SOGOTRADE website's "Bank Account Setup" page. A modal dialog box is open, prompting the user to "Enter the two amounts deposited in your personal bank account and click on 'Confirm'". It includes a warning: "Only three attempts to verify will be permitted. Failure to correctly confirm the dollar amounts will result in the relationship being declined." Below the text are two input fields for "Amount 1: \$ 0.00" and "Amount 2: \$ 0.00", and "Confirm" and "Close" buttons. In the background, a table titled "ACH Relationship" is partially visible, showing columns for "Action", "Routing Number", "Account Number", "Bank Name", "Status", "Date Setup", "Cancel Reason", and "Cancel Date".

7. Once the two deposits were successfully verified, the ACH relationship is ready to use.

Note: You can link up to 3 bank accounts for ACH.

The screenshot shows the SOGOTRADE website's "Bank Account Setup" page after successful verification. A modal dialog box is no longer present. The "ACH Relationship" table is fully visible, showing a completed entry for a Bank of America account. The table has columns for "Action", "Routing Number", "Account Number", "Bank Name", "Status", "Date Setup", "Cancel Reason", and "Cancel Date".

Action	Routing Number	Account Number	Bank Name	Status	Date Setup	Cancel Reason	Cancel Date
Cancel	081000032	*****8765	Bank of America	Approved	07/26/2018		